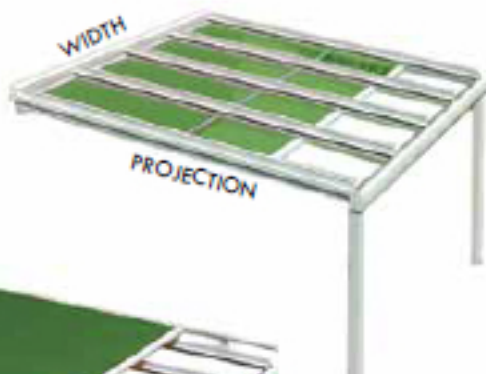


TENSION SHADE SYSTEMS

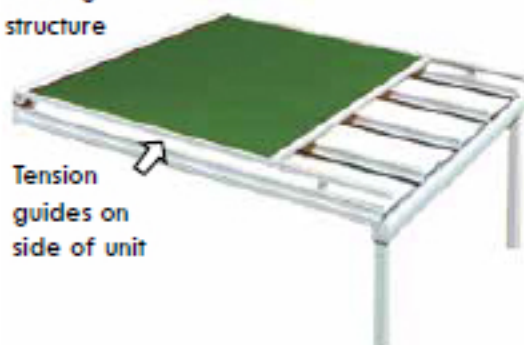
MODEL 1

Mounts to existing structures only

BELOW
existing
structure



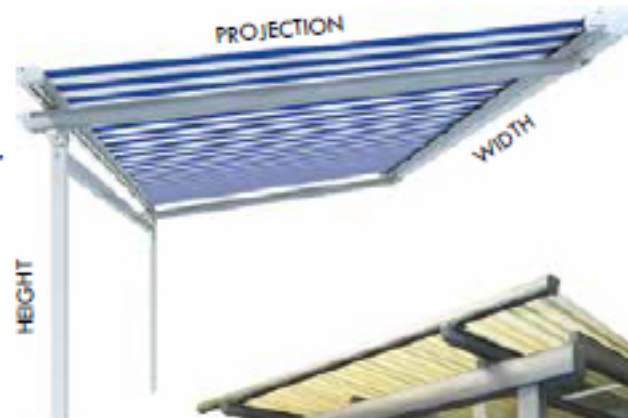
ABOVE
existing
structure



MODEL 2

Mounts to a wall or roof with legs or above existing structures

Tension guides inset 12-36" from edge of unit



Installed above an existing structure or pergola



Fabric cassette only

Fabric cassette with or without legs

Width Available in 1" increments		5' 1" to 20'	5' 1" to 23'
Projection Available in 1" increments		4' 1" to 15'	6' 9" to 20'
Height Top of frame to mounting surface	Standard	N/A	8' to 11' (wall mount with legs only)
	Optional	No height restrictions for existing structures	
Frame Color	Standard	<input type="checkbox"/> White <input type="checkbox"/> Earthstone	
	Optional	N/A	<input type="checkbox"/> Desert Sand <input type="checkbox"/> Sandstone <input type="checkbox"/> Quaker Bronze <i>Additional custom colors available</i>
Mounting		Mounts above or below existing pergola, glass roof or structure	Mounts above existing pergola, structure or to a wall with legs
Operation		Motorized pulley system (powered by somfy.)	Motorized gas cylinder (powered by somfy.)
Fabric		Solution-dyed acrylic	
Accessories		Sun & rain sensor • myLink™	
Side Options On any or all sides on Models 1 & 2		Solar Series II and horizontal shades can be mounted to unit's support structure or to an existing structure	